

# Design cheat sheet

## Colour

### How to use

Colour values can be obtained by using the `getColor($colour)` function, where \$colour is the English term for the size required.

### Typography colour

Black and white are the colours for our typography. Only in very special cases do we use colour for words.

See here whether we've used black or white copy on a particular colour background. This is the correct use for best accessibility.

Core colours (use more frequently - we are a bold brand)

**black**  
rgb(255, 255, 255)  
#000000

**white**  
rgb(0, 0, 0)  
#000000

**light pink**  
rgb(235, 95, 142)  
#EB5F8E

**green**  
rgb(114, 183, 42)  
#72B72A

**yellow**  
rgb(252, 195, 30)  
#FCC31E

**light blue**  
rgb(53, 173, 206)  
#35ADCE

**dark pink**  
rgb(174, 13, 33)  
#AE0D21

**dark-green**  
rgb(0, 115, 73)  
#007349

**orange**  
rgb(234, 91, 37)  
#EA5B25

**dark blue**  
rgb(0, 82, 138)  
#00528A

**dove-grey**  
rgb(102, 102, 102)  
#666666

**alto**  
rgb(208, 208, 208)  
#D0D0D0

**gallery**  
rgb(236, 236, 236)  
#ECECEC

**wild sand**  
rgb(245, 245, 245)  
#F5F5F5

Secondary colours - only if you have to

**Activate your SIM**

Because we use yellow for CTA buttons please avoid using it of other UI components.



Never use opacity tints of our colours. If you ever need a light tint, use one of our greys.



Never use white copy on yellow background. See above examples to know whether to use black or white type.

[click here for more](#)

[click here for more](#)

Our colour **dark blue** is the colour of all text links, when a text link is on a dark background, in that case use **light blue**.

## Typography

Large screen typescale

whisper and **whisper Louder 12px**

regular/bold: on 20px line-height

speak and **speak up 16px**

regular/bold: on 24px line-height

**loud 24px**

medium: on 32px line-height

**louder 36px**

medium: on 48px line-height

**shout 54px**

bold: on 84px line-height

**megaphone 82px**

bold: on 88px line-height

'Speak' is our standard body copy size, and 'Speak up' used to bold something up

Small screen typescale

whisper and **whisper Louder 12px**

regular/bold: on 20px line-height

speak and **speak up 16px**

regular/bold: on 24px line-height

**loud 20px**

medium: on 24px line-height

**louder 24px**

bold: on 32px line-height

**shout 32px**

bold: on 40px line-height

**megaphone 40px**

bold: 48px line-height

### Typography tip

Avoid widows, those words, on a line all alone. Use nonbreaking spaces to fix this.

Cest, optis dolendelecta sime sequi simet lant id quo mi, accum sin pa etur di doluptatur? Ectur? Apientia cullibus dolende

Cest, optis dolendelecta sime sequi simet lant id quo mi, accum sin pa etur di doluptatur? Ectur? Apientia cullibus dolende

### Example page

This page is made of basic elements you can use this sheet to create: words, boxes, lines and icons.

**giffgaff** | design system

**UI component library**

**Accordions**


This handy graphical display is how we show collapsable info to members.

**How we design them**

- Icon positioning:** Place those icons to the left of the label. This speeds up task time (a whole 15%) and shortens the distance members

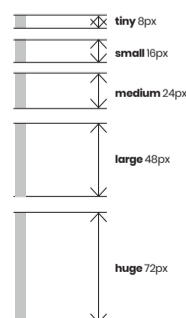
## Icons

The icon system has been designed to work with inline SVG.




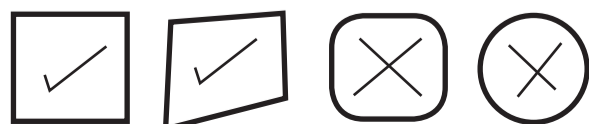
## Spacers

Spacers are what we use to define the gaps between elements on the page. This includes margins.



## Borders

Keep all borders square or angular, never rounded.



Use borders in black only, avoid 1px lines.

16px

8px

16px

72px

16px

48px

**Phone XXXX**

+£150 Cashback

Available in

★★★★☆ (34)

**£123.00** (or pay monthly)

Now in stock

Compare

**View details**

**Phone XXXX**

+£150 Cashback